

SURGIMILL





SURGIMILL MEDICAL SYSTEMS PVT LTD IS ONE OF THE LEADING MANUFACTURER AND SUPPLIERS OF HIGH QUALITY OPERATION THEATER EQUIPMENT IN INDIA. WE ARE IN THE INDUSTRY OFFERING THE MARKET GREATER CHOICE, INNOVATIVE AND ERGONOMIC DESIGNS AS WELL AS DURABLE PRODUCTS. SINCE OUR HUMBLE INCEPTION THE COMPANY IS GROWING FROM STRENGTH TO STRENGTH. FROM THE VERY BEGINNING, THE COMPANY HAS FOCUSED ON ITS CORE PRINCIPLES OF CUSTOMER SERVICE, QUALITY, VALUE FOR MONEY AND INNOVATION, AND IT IS THESE PRINCIPLES THAT HAVE ENABLED SURGIMILL TO GAIN THE TRUST OF CUSTOMERS.



OUR PRODUCTS

OT TABLE

SUPER DELUXE

- Hydraulic
- Hydraulic (T-Base)
- Semi-Electric
- Full-Electric

C-ARM COMPATIBLE

- Hydraulic
- Semi-Electric
- Full-Electric
- Electro-Manual

OT TABLE ATTACHMENTS

- Orthopedic attachment
- Neuro attachment
- Ophthalmic attachment
- Gynae Table attachment

LED OT LIGHT

- Single Dome (Available in 3, 4, and 5 Reflectors)
- Double Dome (Available in 3, 4, and 5 Reflectors)
- Ceiling Structure (Stainless Steel)
- Mobile Structure (Stainless Steel)
- LED examination/spot light

GENERAL SURGERY & MULTI-PURPOSE HYDRAULIC OT TABLE MODEL NO: PM4-01

This OT Table is suitable for all kind of surgeries, i.e. general surgery, capsular surgery, cardio, neurology, urology, gynecology, proctology, laparoscopy, traumatic surgery, plastic surgery and others. The base & column of the table is made of high quality medical stainless steel (Noncorrosive). Non-reflecting surface, antibacterial & easy to clean. Height adjustment, Lateral tilts, Trendelenburg, and Flex – Reflex, Chair positions are controlled manually.

SALIENT FEATURE

- Stainless fitting
- Detachable head, leg & Pelvic section Five sectional Radio-Translucent top
- Base & Cover made of attractive easy to clean stainless steel.
- Sophisticated Mechanics provide smooth, step less articulation of the table top for precise patient positioning. Heavy duty concealed hydraulic pump away from leakage & dust due to unique oil filter.

TECHNICAL SPECIFICATION

- Top dimension L 1800 mm W 533 mm
- Height adjustment with pedal 700 mm – 950 mm
- Trendelenburg / Reverse 30° / 25°
- Lateral tilt 20° / 20°
- Kidney elevator 150 mm
- Back Rest (upward / downward) 80° / 25°
- Leg Rest (upward / downward) 15° / 90°
- Patient Weight Capacity 200 kgs (440 lbs)

STANDARD ACCESSORIES

- Anesthetic Screen
- Lateral support with pad
- Shoulder supports with pad
- Knee Crutches
- Arm Boards with pad
- Water proof rubber mattress



GENERAL SURGERY & MULTI-PURPOSE OT TABLE HYDRAULIC (T-BASE) MODEL NO:PM4-02

This OT Table is suitable for all kind of surgeries, i.e. general surgery, capsular surgery, cardio, neurology, urology, gynecology, proctology, laparoscopy, traumatic surgery, plastic surgery and others. The base & column of the table is made of high quality medical stainless steel (Noncorrosive). Non-reflecting surface, antibacterial & easy to clean. Height adjustment, Lateral tilts, Trendelenburg, and Flex – Reflex, Chair positions are controlled manually.

SALIENT FEATURE

- Table top is divided into 5 sections providing numerous articulation possibilities.
- Table top is x-ray compatible.
- The base of the table is scientifically designed "T" shaped SS covered heavy base proving optimum foot room for comfortable posture of the surgeons.
- Equipped with a large translucent table top providing laparoscopy functions without patient reversing.
- Detachable-Interchangeable head and leg sections provide further versatility.
- Integrated weight compensation by manual adjustment of the head and leg sections.
- Non-corrosive stainless steel construction including table top frames, accessories rail, base cover and column telescopic covers. Easy for cleaning & hygiene.
- 50mm decompressed mattress with greater comfort & easy to clean.
- Pedal operated braking system secures the table in its place while in use.
- Heavy duty concealed hydraulic pump away from leakage & dust due to unique oil filter.

TECHNICAL SPECIFICATION

- Top dimension L 1800 mmx W 533 mm
- Height adjustment with pedal 700 mm – 950 mm
- Trendelenburg / Reverse 30° / 25°
- Lateral tilt 20° / 20°
- Kidney elevator 150 mm
- Back Rest (upward / downward) 80° / 25°
- Leg Rest (upward / downward) 15° / 90°
- Patient Weight Capacity 200 kgs (440 lbs)

STANDARD ACCESSORIES

- Anesthetic Screen
- Lateral support with pad
- Shoulder supports with pad
- Knee Crutches
- Arm Boards with pad
- Water proof rubber mattress




SURGIMILL

GENERAL SURGERY & MULTI-PURPOSE OT TABLE SEMI-ELECTRIC MODEL NO:PM4-03

Full- electric OT table drives with noiseless, jerk less and smooth positioning. Table positions i.e. Height adjustment (By remote control), Trendelenburg, Reverse Trendelenburg, Lateral Tilt, Back Section/Chair Position, Flex-Reflex are controlled manually.

SALIENT FEATURE

- Manually gear operated Kidney Elevator.
- Table top is divided into 5 sections providing numerous articulation possibilities.
- Radiolucent table top is X-RAY compatible over the entire length of the table.
- Detachable-Interchangeable head and leg sections provide further versatility.
- Integrated weight compensation by manual adjustment of the head and leg sections.
- Remote Control System Offers Define Up And Down Position.
- Non-corrosive stainless steel construction including table top frames, accessories rail, base cover and column telescopic covers.
- Four easy glide, wheels to ensure mobility.
- 50mm decompressed mattress with greater comfort & easy to clean.
- Pedal operated braking system secures the table in its place while in use.



TECHNICAL SPECIFICATION

- | | |
|---------------------------------|-------------------|
| • Top dimension | L 1880 x W 533 mm |
| • Height adjustment with pad | 750 mm – 1050 mm |
| • Trendelenburg / Reverse | 30° / 25° |
| • Lateral tilt left/right | 20° / 20° |
| • Kidney elevator | 150 mm |
| • Back Rest (upward / downward) | 80° / 25° |
| • Leg Rest (upward / downward) | 15° / 90° |
| • Head Rest (upward / downward) | 20° / 90° |
| • Power supply | 24VDC |
| • Patient Weight Capacity | 200 kgs (440 lbs) |

STANDARD ACCESSORIES

- Anesthetic Screen
- Lateral support with pad
- Shoulder supports with pad
- Knee Crutches
- Arm Boards with pad
- Water proof rubber mattress

+91 8510953953



www.surgimill.com



support@surgimill.com

SurgiMill reserves the rights to change any of the specifications provided in this catalogue without prior notice for product improvement


SURGIMILL

GENERAL SURGERY & MULTI-PURPOSE OT TABLE FULL-ELECTRIC/MOTORIZED MODEL NO:PM4-04

Full- electric OT table drives with noiseless, jerk less and smooth positioning. Table positions i.e. Height adjustment, Trendelenburg, Reverse Trendelenburg, Lateral Tilt, Back Section/Chair Position, Flex-Reflex are controlled by dual operations i.e. Corded Handset.

SALIENT FEATURE

- Manually gear operated Kidney Elevator.
- Table top is divided into 5 sections providing numerous articulation possibilities.
- Radiolucent table top is X-RAY compatible over the entire length of the table.
- Detachable-Interchangeable head and leg sections provide further versatility.
- Integrated weight compensation by manual adjustment of the head and leg sections.
- Remote Control System Offers Define Five Position including Up And Down Position, Chair Position For Seating Operation
- Non-corrosive stainless steel construction including table top frames, accessories rail, base cover and column telescopic covers.
- Four easy glide, wheels to ensure mobility.
- 50mm decompressed mattress with greater comfort & easy to clean.
- Pedal operated braking system secures the table in its place while in use.



TECHNICAL SPECIFICATION

- | | |
|---------------------------------|-------------------|
| • Top dimension | L 1880 x W 533 mm |
| • Height adjustment with pad | 750 mm – 1050 mm |
| • Trendelenburg / Reverse | 30° / 25° |
| • Lateral tilt left/right | 20° / 20° |
| • Kidney elevator | 150 mm |
| • Back Rest (upward / downward) | 80° / 25° |
| • Leg Rest (upward / downward) | 15° / 90° |
| • Head Rest (upward / downward) | 20° / 90° |
| • Power supply | 24VDC |
| • Patient Weight Capacity | 200 kgs (440 lbs) |

STANDARD ACCESSORIES

- Anesthetic Screen
- Lateral support with pad
- Shoulder supports with pad
- Knee Crutches
- Arm Boards with pad
- Water proof rubber mattress

+91 8510953953



www.surgimill.com



support@surgimill.com

Surgimill reserves the rights to change any of the specifications provided in this catalogue without prior notice for product improvement

ORTHOPEDIC / C-ARM COMPATIBLE HYDRAULIC OT TABLE MODEL NO: EDA4-01

This OT Table is suitable for all kind of surgeries, i.e. general surgery, capsular surgery, cardio, neurology, urology, gynecology, proctology, laparoscopy, traumatic surgery, plastic surgery and others. Table positions i.e. Height adjustment, Trendelenburg, Reverse Trendelenburg, Lateral Tilt, Back Section/Chair Position, are controlled by hydraulic pump/manually.

SALIENT FEATURE

- Table top is divided into 5 sections providing numerous articulation possibilities.
- Radiolucent table top is C-ARM & X-RAY compatible over the entire length of the table.
- Offset column provide unrestricted access of C-ARM.
- Detachable-Interchangeable head and leg sections provide further versatility.
- Integrated weight compensation by manual adjustment of the head and leg sections.
- Non-corrosive stainless steel construction including table top frames, accessories rail, base cover and column telescopic covers.
- The base & column of the table is made of high quality medical stainless steel (non-corrosive). Non-reflecting surface, antibacterial & easy to clean.
- Four easy glide, wheels to ensure mobility.
- 50mm decompressed mattress with greater comfort & easy to clean.
- High quality braking system secures the table in its place while in use.
- Heavy duty concealed hydraulic pump away from leakage & dust due to unique oil filter.



TECHNICAL SPECIFICATION

- | | |
|--------------------------------|---------------------|
| • Top dimension | L 1800 mmx W 530 mm |
| • Height adjustment with pedal | 700 mm – 950 mm |
| • Trendelenburg / Reverse | 30° / 25° |
| • Lateral tilt | 20° / 20° |
| • Kidney elevator | 150 mm |
| • Leg Rest (upward / downward) | 15° / 90° |
| • Patient Weight Capacity | 200 kgs (440 lbs) |

STANDARD ACCESSORIES


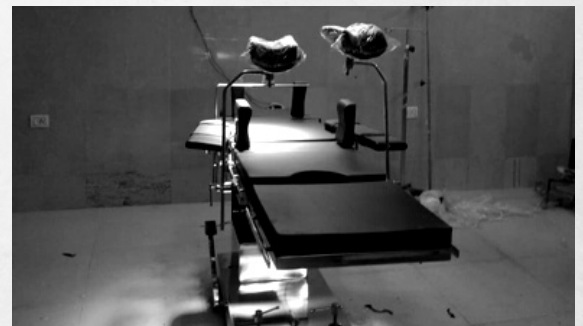
- Anesthetic Screen
- Lateral support with pad
- Shoulder supports with pad
- Knee Crutches
- Arm Boards with pad
- Water proof rubber mattress

ORTHOPEDIC / C-ARM COMPATIBLE HYDRAULIC OT TABLE MODEL NO: EDA4-02

This OT Table is suitable for all kind of surgeries, i.e. general surgery, capsular surgery, cardio, neurology, urology, gynecology, proctology, laparoscopy, traumatic surgery, plastic surgery and others. Table positions i.e. Height adjustment, Trendelenburg, Reverse Trendelenburg, Lateral Tilt, Back Section/Chair Position, are controlled by hydraulic pump/manually.

SALIENT FEATURE

- Table top is divided into 5 sections providing numerous articulation possibilities.
- Radiolucent table top is C-ARM & X-RAY compatible over the entire length of the table.
- Offset column provide unrestricted access of C-ARM.
- Detachable-Interchangeable head and leg sections provide further versatility.
- Integrated weight compensation by manual adjustment of the head and leg sections.
- Non-corrosive stainless steel construction including table top frames, accessories rail, base cover and column telescopic covers.
- The base & column of the table is made of high quality medical stainless steel (non-corrosive). Non-reflecting surface, antibacterial & easy to clean.
- Four easy glide, wheels to ensure mobility.
- 50mm decompressed mattress with greater comfort & easy to clean.
- High quality braking system secures the table in its place while in use.
- Heavy duty concealed hydraulic pump away from leakage & dust due to unique oil filter.



TECHNICAL SPECIFICATION

- Top dimension L 1800 mmx W 530 mm
- Height adjustment with pedal 700 mm – 950 mm
- Trendelenburg / Reverse 30° / 25°
- Lateral tilt 20° / 20°
- Kidney elevator 150 mm
- Leg Rest (upward / downward) 15° / 90°
- Patient Weight Capacity 200 kgs (440 lbs)

STANDARD ACCESSORIES


- Anesthetic Screen
- Lateral support with pad
- Shoulder supports with pad
- Knee Crutches
- Arm Boards with pad
- Water proof rubber mattress

ORTHOPEDIC / C-ARM COMPATIBLE SEMI-ELECTRIC OT TABLE MODEL NO: EDA4-03

This OT Table is suitable for all kind of surgeries, i.e. general surgery, capsular surgery, cardio, neurology, urology, gynecology, proctology, laparoscopy, traumatic surgery, plastic surgery and others. The base & column of the table is made of high quality medical stainless steel (Non-corrosive). Nonreflecting surface, antibacterial & easy to clean. Height adjustment (table high-low) controlled by corded Handset, Lateral tilts, Trendelenburg, and Flex – Reflex, Chair positions are controlled manually.

SALIENT FEATURE

- Table top is divided into 5 sections providing numerous articulation possibilities.
- Table top is x-ray and C-ARM compatible.
- Electric up & down by cable remote
- Eccentricity Positioned Top For Maximum Access For Movement Of C-arm Image Intensifier
- Stainless Fitting
- Detachable, head, leg & Pelvic section
- In built kidney bridge
- Base & Cover made of attractive, east to clean Stainless Steel.
- Sophisticated mechanics provide smooth, step less articulation of the table top for precise patient positioning.



TECHNICAL SPECIFICATION

- Top dimension L 1800 mmx W 533 mm
- Height adjustment with Remote 700 mm – 950 mm
- Trendelenburg / Reverse 30° / 25°
- Lateral tilt 20° / 20°
- Kidney elevator 150 mm
- Back Rest (upward / downward) 80° / 25°
- Leg Rest (upward / downward) 15° / 90°
- Power supply 24VDC
- Patient Weight Capacity 200 kgs (440 lbs)

STANDARD ACCESSORIES

- Anesthetic Screen
- Lateral support with pad
- Shoulder supports with pad
- Knee Crutches
- Arm Boards with pad
- Water proof rubber mattress

ORTHOPEDIC / C-ARM COMPATIBLE FULL-ELECTRIC OT TABLE

MODEL NO: EDA4-04

This OT Table is suitable for all kind of surgeries, i.e. general surgery, capsular surgery, cardio, neurology, urology, gynecology, proctology, laparoscopy, traumatic surgery, plastic surgery and others. The base & column of the table is made of high quality medical stainless steel (Non-Corrosive). Non-reflecting surface, antibacterial & easy to clean. Height adjustment , Lateral tilts, Trendelenburg, and Chair positions are controlled by corded handset.

SALIENT FEATURE

- Table top is divided into 5 sections providing numerous articulation possibilities.
- Eccentricity Positioned Top For Maximum Access For Movement Of C-arm Image Intensifier
- Sheet Base And Cover Made Of Heavy & Hygienic Stainless Steel Sheet
- Systems Mobile On Smooth Running wheels And Floor Locking System For Stability
- Remote Control System Offers Define Position Up And Down Position, Chair Position For Seating Operation and Lateral tilts, Trendelenburg positions
- Offset column provide unrestricted access of C-ARM.
- Detachable-Interchangeable head and leg sections provide further versatility.
- Integrated weight compensation by manual adjustment of the head and leg sections.
- 50mm decompressed mattress with greater comfort & easy to clean.
- High quality braking system secures the table in its place while in use.

OPTIONAL

- Top Slide : With our tabletop longitudinal slide feature, there is no need to reverse patient to achieve full-body fluoroscopic procedures.
- Zero Position to make table neutral by simply pressing '0' positioning button.
- Battery Backup
- Override Panel/Standby Controller: Additional control panel on the table column cover for continue operation in case of remote failure.
- Memory Function - The microprocessor based control system is fully programmable and can store upto two user-programmable preset positions in its memory that can be recalled anytime by simply pressing M1 or M2 button.

TECHNICAL SPECIFICATION

- | | |
|---------------------------------|---------------------|
| • Top dimension | L 1800 mmx W 580 mm |
| • Height adjustment with remote | 750 mm – 1000 mm |
| • Trendelenburg / Reverse | 30° / 25° |
| • Lateral tilt | 20° / 20° |
| • Kidney elevator | 125 mm |
| • Back Rest (upward / downward) | 80° / 25° |
| • Leg Rest (upward / downward) | 15° / 90° |
| • Power supply | 24VDC |
| • Patient Weight Capacity | 200 kgs (440 lbs) |

STANDARD ACCESSORIES

- | | |
|------------------------------|-------------------------------|
| • Anesthetic Screen | • Knee Crutches |
| • Lateral support with pad | • Arm rest with pad |
| • Shoulder supports with pad | • Water proof rubber mattress |



ORTHOPEDIC / C-ARM COMPATIBLE ELECTRO-MANUAL OT TABLE MODEL NO: EDA4-05

Electro-Manual drives with noiseless, jerk less and smooth positioning. Table positions i.e. Height adjustment, Trendelenburg, Reverse Trendelenburg, Lateral Tilt, Back Section/Chair Position, Flex-Reflex, are controlled by corded Handset and Manual Override with toggle switches

SALIENT FEATURE

- Manually gear operated Kidney Elevator Table top is divided into 5 sections providing numerous articulation possibilities.
- Table top is c-arm & x-ray compatible. Equipped with a large translucent table top providing laparoscopy & C-arm functions without patient reversing.
- Detachable-Interchangeable head and leg sections provide further versatility. Integrated weight compensation by manual adjustment of the head and leg sections.
- Non-corrosive stainless steel construction including table top frames, accessories rail, base cover and column telescopic covers.
- The powered movements are activated by Imported Linear Actuators.
- Four easy glide, antistatic wheels, to ensure mobility.
- 50mm decompressed mattress with greater comfort & easy to clean. Pedal operated braking system secures the table in its place while in use.

OPTIONAL

- Top Slide : With our tabletop longitudinal slide feature, there is no need to reverse patient to achieve full-body fluoroscopic procedures.
- Zero Position to make table neutral by simply pressing '0' positioning button.
- Battery Backup

TECHNICAL SPECIFICATION

- Top dimension L 1800 mmx W 533 mm
- Height adjustment with remote 700 mm – 950 mm
- Trendelenburg / Reverse 30° / 25°
- Lateral tilt 20° / 20°
- Kidney elevator 150 mm
- Leg Rest (upward / downward) 15° / 90°
- Power supply 24VDC
- Patient Weight Capacity 200 kgs (440 lbs)

STANDARD ACCESSORIES

- Anesthetic Screen
- Lateral support with pad
- Shoulder supports with pad
- Knee Crutches
- Arm Boards with pad
- Water proof rubber mattress



SURGIMILL

ORTHOPEDIC / C-ARM COMPATIBLE ELECTRO-MANUAL OT TABLE WITH TOP SLIDE

MODEL NO: EDA4-06

EDA 4-06 is a cost-effective, multi-performance mobile operating table that meets the requirements of different surgeons. The motorized back plate ensures free x-ray access. With its flexible longitudinal shift, modular design and backlit remote control, the clinical staff can easily operate the table quickly and effectively, even in a darkened operating theater. The large loading capacity accommodates patients of different sizes.

SALIENT FEATURE

- With a remarkable 250mm (10 inches) longitudinal shift (optional), C-arm access is optimized allowing for groin to head x ray access.
- The table column base is eccentric for easy C Arm movements.
- By interchanging back and leg sections EDA4-06 gains significant X-ray Ergonomic height adjustment: With 700mm – 950mm height adjustability, whether sitting or standing, surgeons can find an ergonomic working height during surgery with. The smart combination of table top angles with section lengths enables unique possibilities. access capabilities in standard configuration to fulfill the demands for C-arm scans.
- Corded handset for simple, intuitive control (height, trendelenburg, lateral tilt, flex-reflex, chair).
- The table has been made from acid proof, antirusted stainless steel the face of the table is easy to clean and immune to disinfection agents).

OPTIONAL


- Override Panel/Standby Controller: Additional control panel on the table column cover for continue operation in case of remote failure.
- Zero Position to make table neutral by simply pressing '0' positioning button.
- Memory Function - The microprocessor based control system is fully programmable and can store upto two user-programmable preset positions in its memory that can be recalled anytime by simply pressing M1 or M2 button.

TECHNICAL SPECIFICATION

- Top dimension L 1800 x W 530 mm
- Height adjustment 700 mm – 950 mm
- Trendelenburg / Reverse 30° / 25°
- Lateral tilt 20° / 20°
- Kidney elevator 150 mm
- Back Rest (up / down) 80° / 25°
- Leg Rest (up / down) 15° / 90°
- Head Rest (up / down) 20° / 60°
- Power supply 24 VDC
- Battery Backup 3 hours (optional)

STANDARD ACCESSORIES

- Anesthetic Screen
- Lateral support with pad
- Shoulder supports with pad
- Knee Crutches
- Arm rest with pad
- Water proof rubber mattress

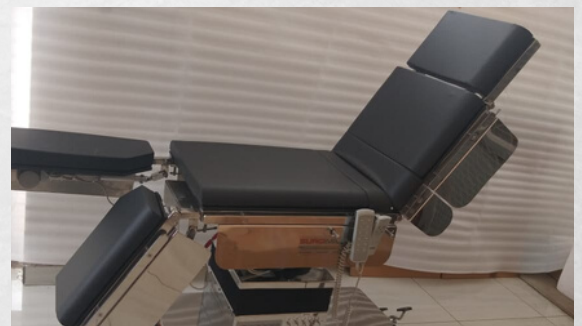


C-ARM OT TABLE WITH SPLIT LEG ELECTRO-MANUAL OT TABLE MODEL NO: EDA4-07

One of the most universal operating tables on the market. It combines a multitude of available positions with a high maximum load and a very good parameter of the tabletop translucency or longitudinal shift. A wide range of accessories allows it to be used in virtually any type of surgery.

SALIENT FEATURE

- Five Section Radio translucent table top without any cross member facilities C-arm imaging.
- Operating positions i.e. Height adjustment, Trendelenberg, Reverse Trendelenberg, Lateral Tilt, back section up-down and split-leg movement are precisely and smoothly controlled by cabled remote control through imported Linear Actuators.
- Remote is ergonomically designed to have an easy and better grip with symbolic position figures.
- Manual backup of Height adjustment, Top Slide, Trendelenberg, Reverse Trendelenberg, Lateral Tilt and back section by hand lever in case of electrical failure.
- The head and leg section are detachable and interchangeable capacitating a single table use in varied surgical procedures. These are manually operated by means of ratchet system.
- Manually operated jack type kidney elevator flushed with the table top.
- Lock & Unlock Lever for the mobility of the table on wheels
- Remote Control with cable connection having Appropriate length.



OPTIONAL

- Zero Position to make table neutral by simply pressing '0' positioning button.
- Battery Backup
- Override Panel/Standby Controller: Additional control panel on the table column cover for continue operation in case of remote failure.
- Memory Function - The microprocessor based control system is fully programmable and can store upto two user-programmable preset positions in its memory that can be recalled anytime by simply pressing M1 or M2 button.

TECHNICAL SPECIFICATION

- Top dimension L 1960 x W 530
- Height adjustment with remote 700 mm – 950 mm
- Trendelenburg / Reverse 30° / 25°
- Lateral tilt 20° / 20°
- Kidney elevator 130 mm
- Back Rest (Up-Down) 80°/25°
- Head Rest (up-Down) 20°/60°
- Leg Rest (upward / downward) 15° / 90°
- Power supply 24VDC
- Patient Weight Capacity 250 kgs (666 lbs)

STANDARD ACCESSORIES

- Anesthetic Screen
- Lateral support with pad
- Shoulder supports with pad
- Knee Crutches
- Arm rest with pad
- Water proof rubber mattress

BARIATRIC OT TABLE ELECTRO-MANUAL OT TABLE MODEL NO: EDA4-08

Bariatric Operating Table especially designed with centric column to bear maximum patient weight capacity of 300 kgs. Its a mobile, electrical operated surgical table for multipurpose i.e. cardiology, bariatric, neurology, laparoscopy with the addition of table accessories.

SALIENT FEATURE

- Specifically designed for Bariatric surgery with extreme max height adjustment
- Offering full imaging facility from heart to toes by means of C-Arm access.
- With our tabletop longitudinal slide feature, there is no need to reverse patient to achieve full-body fluoroscopic procedures.
- Smooth functions of the table (height, trendelenburg, lateral tilt, flex-reflex, chair, longitudinal top) can be achieved by using the corded handset.
- Base column of the table is made of high quality medical stainless steel grade **304**. Non- reflecting surface, antibacterial, anti-rusted & is easy to clean.
- Interchangeable head/ leg sections allow unobstructed.
- Remote has LED backlit with symbolic position figures to use even in darkness.
- Individual Locking Function.

OPTIONAL

- Top Slide : With our tabletop longitudinal slide feature, there is no need to reverse patient to achieve full-body fluoroscopic procedures.
- Zero Position to make table neutral by simply pressing '0' positioning button.
- Battery Backup
- Override Panel/Standby Controller: Additional control panel on the table column cover for continue operation in case of remote failure.
- Memory Function - The microprocessor based control system is fully programmable and can store upto two user-programmable preset positions in its memory that can be recalled anytime by simply pressing M1 or M2 button.

TECHNICAL SPECIFICATION

- | | |
|---------------------------------|-------------------|
| • Top dimension | L 1960 x W 600 mm |
| • Height adjustment with remote | 700 mm – 1000 mm |
| • Trendelenburg / Reverse | 60° / 25° |
| • Lateral tilt | 20° / 20° |
| • Kidney elevator | 130 mm |
| • Top slide | 6 inch |
| • Head Rest | 90° |
| • Leg Rest | 90° |
| • Power supply | 24VDC |
| • Patient Weight Capacity | 350 kgs (666 lbs) |

STANDARD ACCESSORIES

- | | |
|------------------------------|-------------------------------|
| • Anesthetic Screen | • Knee Crutches |
| • Lateral support with pad | • Arm rest with pad |
| • Shoulder supports with pad | • Water proof rubber mattress |



CARDIAC OT TABLE ELECTRO-MANUAL OT TABLE MODEL NO: EDA4-09

Cardiac Operating Table especially designed with centric column to bear maximum patient weight capacity of 200 kgs. Its a mobile, electrically & manually operated surgical table for multipurpose i.e. cardiology, bariatric, neurology, laparoscopy with the addition of table accessories.

SALIENT FEATURE

- Specifically designed for Cardiac surgery with extreme min height adjustment
- Offering full imaging facility from heart to toes by means of C-Arm access.
- With our tabletop longitudinal slide feature, there is no need to reverse patient to achieve full-body fluoroscopic procedures.
- Smooth functions of the table (height, trendelenburg, lateral tilt, flex-reflex, chair, longitudinal top) can be achieved by using the corded handset.
- Head & Leg section operated through manual ratchet system
- Base column of the table is made of high quality medical stainless steel. Non-reflecting surface, antibacterial, anti-rusted & is easy to clean.
- Interchangeable head/ leg sections allow unobstructed.
- Remote has LED backlit with symbolic position figures to use even in darkness.
- Individual Locking Function.

OPTIONAL

- Zero Position to make table neutral by simply pressing '0' positioning button.
- Override Panel/Standby Controller: Additional control panel / Nurse Panel on the table column cover for continue operation in case of remote failure.
- Memory Function - The microprocessor based control system is fully programmable and can store up to two user-programmable preset positions in its memory that can be recalled anytime by simply pressing M1 or M2 button.

TECHNICAL SPECIFICATION

- | | |
|---------------------------------|-------------------|
| • Top dimension | L 1960 x W 550 mm |
| • Height adjustment with remote | 650 mm – 900 mm |
| • Trendelenburg / Reverse | 60° / 25° |
| • Lateral tilt | 20° / 20° |
| • Kidney elevator | 130 mm |
| • Top slide | 6 inch |
| • Head Rest | 90° |
| • Leg Rest | 90° |
| • Power supply | 24 V DC |
| • Patient Weight Capacity | 300 kgs |

STANDARD ACCESSORIES

- | | |
|------------------------------|-------------------------------|
| • Anesthetic Screen | • Knee Crutches |
| • Lateral support with pad | • Arm rest with pad |
| • Shoulder supports with pad | • Water proof rubber mattress |



OBSTETRIC / GYNECOLOGICAL OT TABLE HYDRAULIC MODEL NO: MET 4-00

Operating Table for Gynaecology and Obstetrics offers Gynaecologists complete flexibility while doing gynaecological procedure. Designed and developed particularly for Gynaecology procedures. Our range of Gynaecology OT Tables are used for surgical procedures unlike the General surgery OT table & Urology OT Tables.

SALIENT FEATURE

- Three section upholstered table top ensures maximum comfort to the patient.
- Detachable leg sections offer perineal access & allow to attach drainage tray and provides easy lithotomy Positioning.
- Integrated weight compensation by manual adjustment of leg section.
- Large perineal cutout for drainage tray. built in kidney bridge.
- Non-corrosive stainless steel construction including table top frames, accessories rail, base cover and column telescopic covers.
- Easy for cleaning & hygiene.
- Heavy duty concealed hydraulic pump away from leakage & dust due to unique oil filter.
- Four easy glide, antistatic wheels to ensure mobility.
- High quality braking system secures the table in its place while in use.



TECHNICAL SPECIFICATION

- Top dimension L 1800 mmx W 533 mm
- Height adjustment with remote 700 mm – 950
- Kidney elevator 150 mm
- Leg Rest (upward / downward) 15° / 90°
- Back Rest (upward / downward) 90° / 0°
- Patient Weight Capacity 200 kgs (440 lbs)

STANDARD ACCESSORIES

- Anesthetic Screen
- Lateral support with pad
- Shoulder supports with pad
- Knee Crutches
- Arm Boards with pad
- Water proof rubber mattress
- Drainage tray

OBSTETRIC / GYNECOLOGICAL OT TABLE HYDRAULIC MODEL NO: MET 4-01

Operating Table for Gynaecology and Obsterics offers Gynaecologists complete flexibility while doing gynaecological procedure. Designed and developed particularly for Gynaecology procedures. Our range of Gynaecology OT Tables are used for surgical procedures unlike the General surgery OT table & Urology OT Tables.positions i.e. Height adjustment (Hydraulic pump), Back Section/Chair Position are controlled manually .

SALIENT FEATURE



- Table is equipped with heavy mattress, below at the pillar.
- Three section upholstered table top ensures maximum comfort to the patient.
- Detachable leg sections offer perineal access & allow to attach drainage tray.
- Integrated weight compensation by manual adjustment of leg section.
- Large size stainless steel drainage tray
- Non-corrosive stainless steel construction including table top frames, accessories rail, base cover and column telescopic covers.
- Easy for cleaning & hygiene.
- Four easy glide, antistatic wheels to ensure mobility.
- Heavy duty concealed hydraulic pump away from leakage & dust due to unique oil filter.
- High quality braking system secures the table in its place while in use.

TECHNICAL SPECIFICATION

- Top dimension L 1800 mmx W 533 mm
- Height adjustment 700 mm – 950
- Leg Rest (upward / downward) 15° / 90°
- Back Rest (upward / downward) 90° / 0°
- Patient Weight Capacity 200 kgs (440 lbs)
- Table Weight ~ 125Kg

STANDARD ACCESSORIES

- Anesthetic Screen
- Lateral support with pad
- Shoulder supports with pad
- Knee Crutches
- Arm rest with pad
- Water proof rubber mattress
- Drainage tray



OBSTETRIC / GYNECOLOGICAL OT TABLE ELECTRIC MODEL NO: MET 4-02

Surgimill MET 4-02 is electric operation table for gynecology and obstetrics. With full affinity profile. It overcomes the slow speed of similar products. It has many functions like lifting (Height adjustment), back movements, leg movement by electric lifting, which is convenient for patients to facilitate medical staff for all kinds of gynecological medical and surgical operation.

SALIENT FEATURE


- Three section upholstered table top ensures maximum comfort to the patient.
- Detachable leg sections offer perineal access & allow to attach drainage tray.
- Integrated weight compensation by motorized adjustment of leg section.
- Large size stainless steel drainage tray
- Non-corrosive stainless steel construction including table top frames, accessories rail, base cover and column telescopic covers.
- Range of table movements controlled via the remote control:
 - Height adjustment
 - Back rest section
- The powered movements are activated by linear actuators.
- Four easy glide, antistatic wheels to ensure mobility.
- High quality braking system secures the table in its place while in use.

TECHNICAL SPECIFICATION

- Top dimension L 1800 mmx W 533 mm
- Height adjustment 700 mm – 950
- Leg Rest (upward / downward) 15° / 90°
- Back Rest (upward / downward) 90° / 0°
- Power supply 24 VDC
- Patient Weight Capacity 200 kgs (440 lbs)
- Table weight ~160Kg

STANDARD ACCESSORIES

- Anesthetic Screen
- Lateral support with pad
- Shoulder supports with pad
- Knee Crutches
- Arm Boards with pad
- Water proof rubber mattress
- Drainage tray




OBSTETRIC / GYNECOLOGICAL OT TABLE ELECTRIC MODEL NO: MET 4-03

This Obstetric / Gynecological OT Table is This Electromatic Operating Table especially designed with centric column to bear maximum patient weight capacity. Its a mobile, electrical operated surgical table suitable for obstetric/gynecological and general surgery procedures. It has three functions i.e. Height adjustment, Back Section up-down and Leg section up-down /Chair Position are controlled by corded handset.

SALIENT FEATURE

- Three section upholstered table top ensures maximum comfort to the patient.
- Detachable leg sections offer perineal access & allow to attach drainage tray.
- Integrated weight compensation by manual adjustment of leg section.
- Large size stainless steel drainage tray
- Non-corrosive stainless steel construction including table top frames, accessories rail, base cover and column telescopic covers.
- Easy for cleaning & hygiene.
- The powered movements are activated by Imported linear actuators.
- Four easy glide, antistatic wheels to ensure mobility.
- High quality braking system secures the table in its place while in use.



OPTIONAL

- Override Panel/Standby Controller: Additional control panel on the table column cover for continue operation in case of remote failure.
- Zero Position to make table neutral by simply pressing '0' positioning button.
- Battery Backup




TECHNICAL SPECIFICATION

- Top dimension L 1800 mmx W 533 mm
- Height adjustment 700 mm – 950
- Leg Rest (upward / downward) 15° / 90°
- Back Rest (upward / downward) 90° / 0°
- Patient Weight Capacity 200 kgs (440 lbs)

STANDARD ACCESSORIES

- Anesthetic Screen
- Lateral support with pad
- Shoulder supports with pad
- Knee Crutches
- Arm Boards with pad
- Water proof rubber mattress
- Drainage tray



SURGIMILL

OBSTETRIC / GYNECOLOGICAL OT TABLE ELECTRO-MANUAL MODEL NO: MET 4-04

This Obstetric / Gynecological OT Table is This Electro-manual Operating Table especially designed with centric column to bear maximum patient weight capacity. Its a mobile, electrical and manually operated surgical table suitable for obstetric/gynecological and general surgery procedures. It has four functions i.e. Height adjustment, Back Section up-down and Leg section up-down /Chair Position, trendelenburg/reverse trendelenburg, and side tilt are controlled by corded handset and manually.

SALIENT FEATURE

- Three section upholstered table top ensures maximum comfort to the patient.
- Detachable leg sections offer perineal access & allow to attach drainage tray.
- Integrated weight compensation by manual adjustment of leg section.
- Large size stainless steel drainage tray
- Non-corrosive stainless steel construction including table top frames, accessories rail, base cover and column telescopic covers.
- Easy for cleaning & hygiene.
- The powered movements are activated by Imported linear actuators.
- Four easy glide, antistatic wheels to ensure mobility.
- High quality braking system secures the table in its place while in use.

OPTIONAL


- Battery Backup

TECHNICAL SPECIFICATION

• Top dimension	L 1960 x W 530
• Height adjustment	700 mm – 950 mm
• Trendelenburg / Reverse	30° / 25°
• Lateral tilt	20° / 20°
• Back Rest (Up-Down)	80°/25°
• Head Rest (up-Down)	20°/60°
• Leg Rest (upward / downward)	15° / 90°
• Power supply	24VDC Patient
• Weight Capacity	250 kgs (666 lbs)

STANDARD ACCESSORIES

- Anesthetic Screen
- Lateral support with pad
- Shoulder supports with pad
- Knee Crutches
- Arm Boards with pad
- Water proof rubber mattress
- Drainage tray



OPHTHALMIC HYDRAULIC OT TABLE MODEL NO: SADA-C1

This Ophthalmic Table is specially designed for ophthalmic surgery. Three sectional table is provided with drainage system in the head section. The table has sturdy base, column made up of stainless steel, antibacterial and is easy to clean. Table positions are **Height adjustment (By hydraulic pump), Back Section/Chair Position are controlled manual**



SALIENT FEATURE

- Three section upholstered table top ensures maximum comfort to the patient.
- Non-corrosive stainless steel construction including table top frames, accessories rail, base cover and column telescopic covers.
- Detachable head, & leg section
- Optimally designed base provides ample toe space for the user, along with extreme stability.
- Provided with fixing knobs for stability prevent shaking, vibration or movement during operation.
- Optimally positioned head rest with manually controlled up & down motion option allows the surgeon easy access to the patient, while offering the patient comfortable head positioning.
- Adjustable wrist support offers surgeons convenient stability during operations.
- Spacious, Autistic Polyurethane cushions offer patients excellent comfort and is easy to clean & maintain.
- 50mm decompressed mattress with greater comfort & easy to clean.
- High quality braking system secures the table in its place while in use.



TECHNICAL SPECIFICATION

- Top dimension L 1750 x W 600 mm
- Height adjustment 700 mm – 950 mm
- Back Rest (upward / downward) 60° / 0°
- Leg Rest (upward / downward) 15° / 90°
- Patient Weight Capacity 150 kgs (330 lbs)



OPHTHALMIC SEMI-ELECTRIC OT TABLE MODEL NO: SADA-C2

This Ophthalmic Table is specially designed for ophthalmic surgery. Three sectional table is provided with drainage system in the head section. The table has sturdy base, column made up of stainless steel, antibacterial and is easy to clean. Table positions are **Motorized Height adjustment controlled by hand remote, Back Section/Chair Position are controlled manual**

SALIENT FEATURE

- Three section upholstered table top ensures maximum comfort to the patient.
- Non-corrosive stainless steel construction including table top frames, accessories rail, base cover and column telescopic covers.
- Optimally designed base provides ample toe space for the user, along with extreme stability.
- Provided with fixing knobs for stability prevent shaking, vibration or movement during operation.
- Optimally positioned head rest with manually controlled up & down motion option allows the surgeon easy access to the patient, while offering the patient comfortable head positioning.
- Adjustable wrist support offers surgeons convenient stability during operations.
- Spacious, Autistic Polyurethane cushions offer patients excellent comfort and is easy to clean & maintain.
- 50mm decompressed mattress with greater comfort & easy to clean.
- High quality braking system secures the table in its place while in use.
- **Heavy duty electric Actuator** which provides hi-low movement to the table.

OPTIONAL

Control : Foot Switch

Positions: Trendelenburg (Foreword/Reverse)

TECHNICAL SPECIFICATION

- | | |
|--|-------------------|
| • Top dimension | L 1750 x W 500 mm |
| • Height adjustment (By Hand Remote) | 550 mm – 800 mm |
| • Back Rest (upward / downward) Manual | 60° / 0° |
| • Leg Rest (upward / downward) Manual | 15° / 90° |
| • Patient Weight Capacity | 150 kgs (330 lbs) |



OPHTHALMIC FULL-ELECTRIC OT TABLE MODEL NO: SADA-C3

This Ophthalmic Table is specially designed for ophthalmic surgery. Three sectional table is provided with drainage system in the head section. The table has sturdy base, column made up of stainless steel, antibacterial and is easy to clean. Table positions are **Motorized Height adjustment, Back(up-down) Section/Chair controlled by hand remote,**

SALIENT FEATURE

- Three section upholstered table top ensures maximum comfort to the patient.
- Non-corrosive stainless steel construction including table top frames, accessories rail, base cover and column telescopic covers.
- Optimally designed base provides ample toe space for the user, along with extreme stability.
- Provided with fixing knobs for stability prevent shaking, vibration or movement during operation.
- Optimally positioned head rest with manually controlled up & down motion option allows the surgeon easy access to the patient, while offering the patient comfortable head positioning.
- Adjustable wrist support offers surgeons convenient stability during operations.
- Spacious, Autistic Polyurethane cushions offer patients excellent comfort and is easy to clean & maintain.
- 50mm decompressed mattress with greater comfort & easy to clean.
- High quality braking system secures the table in its place while in use.
- **Heavy duty electric Actuator** which provides all movement to the table.

OPTIONAL : Foot Switch

TECHNICAL SPECIFICATION

- | | |
|---------------------------------|-------------------|
| • Top dimension | L 1750 x W 600 mm |
| • Height adjustment | 700 mm – 950 mm |
| • Back Rest (upward / downward) | 60° / 0° |
| • Leg Rest (upward / downward) | 15° / 90° |
| • Patient Weight Capacity | 150 kgs (330 lbs) |



OPHTHALMIC OT TABLE

WITH FOOT CONTROLLER

MODEL NO: SADA-C4

It is a special designed new product for ophthalmology operation in need of hospital and clinical demands.


Motorized height adjustment by foot switch enables the ophthalmologist to perform convenient & comfortable in standing or sitting position. Optimally designed base provides ample toe space for the user, along with extreme stability. Provided with fixing knobs for stability prevent shaking, vibration or movement during operation. Optimally positioned head rest with manually controlled up & down motion option allows the surgeon easy access to the patient, while offering the patient comfortable head positioning.

SALIENT FEATURE

- The base is centric
- The base and the column of the table is made up of high quality medical stainless steel (non-corrosive). Non-reflecting surface, antibacterial and easy to clean
- Four easy glide, anti-static wheels to ensure mobility.
- 50mm decompressed mattress with greater comfort & easy to clean.
- High quality braking system secures the table in its place while in use.
- Sophisticated Mechanics provide smooth, step less articulation of the table top for precise patient positioning.
- Heavy duty electric Actuator which provides hi-low movement to the table

TECHNICAL SPECIFICATION

- | | |
|---------------------------|-------------------|
| • Top dimension | L 1900 x W 600 mm |
| • Height adjustment | 700 mm – 950 mm |
| • Power supply | 24VDC |
| • Patient Weight Capacity | 150 kgs (330 lbs) |



OPHTHALMIC OT TABLE

WITH HAND/FOOT CONTROLLER

MODEL NO: SADA-C5

It is a special designed new product for ophthalmology operation in need of hospital and clinical demands.

Motorized height adjustment by foot switch enables the ophthalmologist to perform convenient & comfortable in standing or sitting position. Optimally designed base provides ample toe space for the user, along with extreme stability. Provided with fixing knobs for stability prevent shaking, vibration or movement during operation. Optimally positioned head rest with manually controlled up & down motion option allows the surgeon easy access to the patient, while offering the patient comfortable head positioning.

SALIENT FEATURE

- Vertical height of the table adjusted by motorized linear actuators
- Stainless Steel body
- Ideal for standing or sitting working position
- It is an ideal operating table with the advantages of strong applicability, easy to operate
- Adjusts conveniently and steady performance.
- Its ergonomic design ensures both surgeon and patient comfort
- Patient comfort is assured with deep antistatic cushions which are easy to clean
- The adjustable cushioned head-rest ensures doctor comfort and restraint during operations
- 50mm decompressed mattress with greater comfort & easy to clean.
- High quality braking system secures the table in its place while in use.
- Sophisticated Mechanics provide smooth, step less articulation of the table top for precise patient positioning.
- Heavy duty electric Actuator which provides hi-low movement to the table

OPTIONAL

Control : Hand Remote

Positions: Back Up-Down, Leg Up-Down, Top Slide (longitudinal movement), Horizontal Movement, Lateral tilt

TECHNICAL SPECIFICATION

- | | |
|---------------------------|-------------------|
| • Top dimension | L 1980 x W 600 mm |
| • Height adjustment | 560 mm – 800 mm |
| • Power supply | 24VDC |
| • Patient Weight Capacity | 250 kgs (550 lbs) |



OPHTHALMIC OT TABLE

WITH HAND/FOOT CONTROLLER

MODEL NO: SADA-C6

It is a special designed new product for ophthalmology operation in need of hospital and clinical demands.

Motorized height adjustment by foot switch enables the ophthalmologist to perform convenient & comfortable in standing or sitting position. Optimally designed base provides ample toe space for the user, along with extreme stability. Provided with fixing knobs for stability prevent shaking, vibration or movement during operation. Optimally positioned head rest with manually controlled up & down motion option allows the surgeon easy access to the patient, while offering the patient comfortable head positioning.

SALIENT FEATURE

- Table positions are height adjustment and trendelenburg (Foreword/Reverse).
- Ideal for standing or sitting working position
- It is an ideal operating table with the advantages of strong applicability, easy to operate
- Adjusts conveniently and steady performance.
- Its ergonomic design ensures both surgeon and patient comfort
- Patient comfort is assured with deep antistatic cushions which are easy to clean
- The adjustable cushioned head-rest ensures doctor comfort and restraint during operations
- 50mm decompressed mattress with greater comfort & easy to clean.
- High quality braking system secures the table in its place while in use.
- Sophisticated Mechanics provide smooth, step less articulation of the table top for precise patient positioning.
- Heavy duty electric Actuator which provides hi-low movement to the table

OPTIONAL

Control : Hand Remote

Positions: Back Up-Down, Leg Up-Down, Top Slide (longitudinal movement), Horizontal Movement, Lateral tilt

TECHNICAL SPECIFICATION

- | | |
|-------------------------------|-------------------|
| • Top dimension | L 1980 x W 600 mm |
| • Height adjustment | 560 mm – 800 mm |
| • Tilting (Forward & Reverse) | 20° / 30° |
| • Power supply | 24VDC |
| • Patient Weight Capacity | 250 kgs (550 lbs) |



OT TABLE ATTACHMENT

BASE ORTHOPEDIC ATTACHMENT

- The Orthopedic Attachment can be used with any operating table.
- In addition, a pelvic support plate is supported on top of the frame and is formed with an asymmetrical construction.
- Stirring Instruments allows flexion/raising of legs & stirring/string ball joints locked from foot end.
- Two traction devices on sliding spot with ball joint allowing flexions & rotations of foot with traction shoe with metallic sole.
- Padded orthopedic knee crutches/provides support to the legs of the patient.



STANDARD ACCESSORIES


- Tibia Nailing
- Femur Nailing
- Hip Prosthesis
- Steinmen Pin Holder
- PerinealPost



HANGING ORTHOPEDIC ATTACHMENT

This Hanging extension device makes possible trouble-free treatment of the extremities under traction; it could be used in conjunction with a multipurpose operating table or any other C-ARM table. The functional principle utilized here is the bar and socket system, acknowledged for years now due to its easy handling; this tried-and-tested concept has proven its worth in practice. for open and closed intramedullary nailing consisting of:

- Bar configuration made entirely of stainless steel, with two traction bars installed so as to be pivotable at two joints each, making possible trouble-free intraoperative use of the image intensifier in both the a.p. and lateral planes. Professional functional design
- Simple and secure attachment to the operating table with the help of the practical transport cart.
- Perfect patient positioning, easy to set up.
- Only a single staff member is required to place the patient in almost all positions.
- Simplest attachment of accessory components using a socket-based system.
- Excellent freedom for using the image intensifier.
- Non-rusting design using CrNi steel, resistant to Disinfectants.



OT TABLE ATTACHMENT

HORSE SHOE ATTACHMENT

The Neuro Attachment is basically designed for hypo-physectomy and is used for all prone position procedures. We offer a supreme range of Three Pin Head Fixrator, which is suitable for brain surgery. This Neuro attachment has been developed & manufactured with innovative quality to meet the demanding needs of Neurosurgeons.




NEURO ATTACHMENT 3 P

The Neuro Attachment is basically designed for hypo-physectomy and is used for all prone position procedures. We offer a supreme range of Three Pin Head Fixrator, which is suitable for brain surgery. This Neuro attachment has been developed & manufactured with innovative quality to meet the demanding needs of Neurosurgeons.



NEURO ATTACHMENT 6 P

The skull clamp has the additional feature of a swiveling C-Arm. This swiveling capacity greatly facilitates positioning the pins on the head around nerves, vessels, and thin bone in the temporal region. For better result, the arm is locked by control knob and the width is adjusted by a ratchet mechanism. The three cone-shaped pins available in adult and child sizes are interchangeable and may be removed for sterilization.



HAND TRACTION

Secure fixation of the hand during intramedullary nailing in humeral fractures

-Radiolucent

-sterilizable.

hand fixation is intended to be used to fixate the hand of the patient when the fore arm has to be stretched out by means of a traction device.



LED OT LIGHT

SM ANOVA 3 & SM ANOVA 3+3

Surgimill **SM ANOVA** LED surgical light improves the working environment in operating rooms with powerful illumination light for better surgical procedure. Our LED Surgical light provides cold, shadowless and brighter light area for long surgeries, without any interruption to surgeons.


has excellent illumination properties, providing a deep column of light

The single dome with four reflectors is highly applicable in medical surgeries and diagnostic purposes. All the four reflectors are provided with heat absorbing and colour correcting glass filters to ensure fine visibility during operations.



SALIENT FEATURE

- Adjustable Color Temperature Ceiling and mobile light systems can be configured as **single dome, dual dome, triple dome, and quadruple dome** as per the requirement.
- Also the number of reflectors per dome can be customized.
- Customize design for ventilation of heat.
- High Quality fire resistant **aluminium body** With high memory function and **sterilizable handle**
- SM ANOVA 3 Lighthead provide 120,000 lux luminance based on user's choice.
- Surgimill LED lights are energy efficient and can provide 120,000 lux illumination with minimum power consumption.
- Control panel for light focusing adjustment fixed on the dome
- Available with **stainless steel Ceiling or mobile structure** with possibility of wide range of Radial, angular and axial smooth Movements.



TECHNICAL SPECIFICATION

- | | |
|---------------------------|--------------------|
| • Illumination | 1,20,000+ Lux |
| • Dome Diameter | 585 mm |
| • Colour Temp. | 3000-6500 k |
| • Colour Rendering Index | 93 Ra |
| • Focusing | Manual/hand remote |
| • LED Average Life | 50000 Hrs. |
| • Number of LED/Reflector | 19 |
| • Intensity Control | 10~100 Digital |
| • Power Supply | 220V/50 Hz AC |
| • Power | 40 Watt |



LED OT LIGHT

SM ANOVA 4 & SM ANOVA 4+4

Surgimill **SM ANOVA** LED surgical light improves the working environment in operating rooms with powerful illumination light for better surgical procedure. Our LED Surgical light provides cold, shadowless and brighter light area for long surgeries, without any interruption to surgeons.

has excellent illumination properties, providing a deep column of light

The single dome with four reflectors is highly applicable in medical surgeries and diagnostic purposes. All the four reflectors are provided with heat absorbing and colour correcting glass filters to ensure fine visibility during operations.

SALIENT FEATURE

- Adjustable Color Temperature Ceiling and mobile light systems can be configured as **single dome, dual dome, triple dome, and quadruple dome** as per the requirement.
- Also the number of reflectors per dome can be customized.
- Customize design for ventilation of heat.
- High Quality fire resistant **aluminium body** With high memory function and **sterilizable handle**
- SM ANOVA 4 Lighthead provide 160.000 lux to 180.000 lux luminance based on user's choice.
- Surgimill LED lights are energy efficient and can provide 160.000 lux illumination with minimum power consumption.
- Control panel for light focusing adjustment fixed on the dome
- Available with **stainless steel Ceiling or mobile structure** with possibility of wide range of Radial, angular and axial smooth Movements.

TECHNICAL SPECIFICATION: (SINGLE DOME)

• Illumination	1,60,000+ Lux
• Dome Diameter	585 mm
• Colour Temp.	3000-6500 k
• Colour Rendering Index	93 Ra
• Focusing	Manual
• LED Average Life	50000 Hrs.
• Number of LED/Reflector	19
• Intensity Control	10~100 Digital
• Power Supply	220V/50 Hz AC
• Power	40 Watt




LED OT LIGHT

SM ANOVA 5 & SM ANOVA 5+5

Surgimill **SM ANOVA** LED surgical light improves the working environment in operating rooms with powerful illumination light for better surgical procedure. Our LED Surgical light provides cold, shadowless and brighter light area for long surgeries, without any interruption to surgeons.

has excellent illumination properties, providing a deep column of light

The single dome with four reflectors is highly applicable in medical surgeries and diagnostic purposes. All the four reflectors are provided with heat absorbing and colour correcting glass filters to ensure fine visibility during operations.




SALIENT FEATURE

- Adjustable Color Temperature Ceiling and mobile light systems can be configured as **single dome, dual dome, triple dome, and quadruple dome** as per the requirement.
- Also the number of reflectors per dome can be customized.
- Customize design for ventilation of heat.
- High Quality fire resistant **aluminium body** With high memory function and **sterilizable handle**
- SM ANOVA 5 Lighthead provide 180.000 lux to 200.000 lux luminance based on user's choice.
- Surgimill LED lights are energy efficient and can provide 160.000 lux illumination with minimum power consumption.
- Control panel for light focusing adjustment fixed on the dome
- Available with **stainless steel Ceiling or mobile structure** with possibility of wide range of Radial, angular and axial smooth Movements.



TECHNICAL SPECIFICATION: (SINGLE DOME)

- | | |
|---------------------------|--------------------------|
| • Illumination | 1,80,000+ Lux /Reflector |
| • Dome Diameter | 585 mm |
| • Colour Temp. | 3000-6500 k |
| • Colour Rendering Index | 93 Ra |
| • Focusing | Manual |
| • LED Average Life | 50000 Hrs. |
| • Number of LED/Reflector | 19 |
| • Intensity Control | 10~100 Digital |
| • Power Supply | 220V/50 Hz AC |
| • Power | 40 Watt |



EXAMINATION LED LIGHT


We offer a technologically advanced range of Examination Lights that uninterruptedly performs in required conditions. The lights are appreciated for longer service life, durability and anti-rust coating. Used during different surgical operations, these lights can also be custom designed as per the requirements detailed by clients.

SALIENT FEATURE

- Adjustable Color Temperature Spot cum Examination mobile light systems .
- Utilising LED technology, this general examination light has been developed to provide an intense beam with excellent colour rendering properties.
- Customize design for ventilation of heat.
- High Quality fire resistant aluminium body.
- Lightheads provide lux to 30.000 lux luminescence.
- Light head is resistant to disinfectant, easy to clean.
- State of the art LED Bulbs used to ensure low energy consumption and long service life.
- Micro computer digital control with shifts luminance 10%-100% for selection.
- Excellent day light quality.
- Flexible and stable balance arm suspension system for height.
- This is an ideal light for GP surgeries and clinics where flexibility and performance are crucial.

TECHNICAL SPECIFICATION

- | | |
|--------------------------|----------------|
| • Illumination | 30,000 Lux |
| • Colour Temp. | 3000-4500 k |
| • Colour Rendering Index | 91 Ra |
| • Focusing | Manual |
| • LED Average Life | 50000 Hrs. |
| • Number of LED | 19 |
| • Intensity Control | 10~100 Digital |
| • Power Supply | 220V/50 Hz AC |
| • Power | 40 Watt |



CHIROPRACTIC DROP TABLE

ELECTRIC/MOTORIZED HEIGHT ADJUSTMENT

MODEL NO: CPT-01


The Chiropractic Table is an electric, variable height drop table. The table features four manual drops: Cervical, Thoracic, Lumbar and Pelvic. Each drop can be tensioned and cocked from both the left and right sides of the table. The drops have been designed using a linear ball bearing construction, creating a crisp and virtually maintenance free operation.

SALIENT FEATURE

- Each table is also fitted with an adjustable height pelvic and head section as standard, allowing for multiple and simple positioning of all patient types. The head section whilst adjustable in height, can also be tilted for further positioning options and is also adjustable in width.
- Further positions are achieved with the adjustable height and length ankle rest, allowing for varying patient heights.
- Each cushion is formed with a double layer of foam. The first a very high density foam to give a firm base to assist with the drop technique and the secondary layer is a thin soft foam to provide patient comfort. The result is a 10cm/3.9" cushion designed for both comfort and support.
- The table has an extremely stable base giving the practitioner a solid platform to adjust on.

TECHNICAL SPECIFICATION

- Frame Material : Mild Steel
- Usage/Application : Hospital
- Minimum Height : 54 cm/21.3 inch
- User Weight Rating : 205 kg/451lb
- Seat Material : Leather
- Minimum Order : Quantity 1



OT TABLE, LED OT LIGHT AND OT CHAIRS

OFFICE

Corporate Office: 11, Street B Main,
Ashok Vihar Phase 3 Ext. Opposite Palam Vihar C2 Gate
Gurugram – 122017 (Haryana)
Phone :+91-8510953953
Email: Support@surgimill.com

MANUFACTURING UNIT

UNIT 1

H11, New Bharat Nagar
Dist- Bhiwani- 120721
Haryana

GUARANTEE

Every "SurgiMill" equipment is comprehensively tested by our Qualified and Experienced Engineers before dispatch and carry a guarantee of free Repair/Replacement of any part of proven defective manufacture within one year from the date of purchase